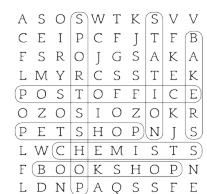


Pagina 35 - Cerca il nome dei negozi nella griglia.



Pagina 36 - Leggi e completa.
clothes shop

Pagina 36 - Osserva, completa e rispondi.

1- £ 12.50; 2- much, £ 8.20; 3- How, £ 3.30; 4- How much, £ 4.30

Pagina 37 - Ascolta e colora.

One penny - green. Two pence - red. Five pence - black. Ten pence - orange. Twenty pence - yellow. Fifty pence - pink. One pound - blue. Two pounds - purple. Five pounds - grey. Ten pounds - white. Twenty pounds - brown.

Pagina 37 - Osserva, conta e scrivi. Ascolta e controlla.

Number one - How much money have you got? I've got two pounds fifty pence.
Number two - How much money have you got? I've got three pounds seventy pence.
Number three - How much money have you got? I've got five pounds.
Number four - How much money have you got? I've got fifty-five pence.

Pagina 38 - Ascolta e leggi.

Sami: The hotel telephone is ringing!
James: Where's Mr. Smith?
James: Look! Mr. Smith's car is there!
Sami: Is he on the beach?
Zoe: No, Mr Smith is not here!
James: Is he in the bathroom?
Sami: No, he's not here!
James: Is he in the kitchen?
Sami: No, he's not here!
James: He's disappeared! Let's call the police!
Sami: Good idea!
James: Hello!... Police? We have an emergency at the Holiday hotel
Sami: Look!
James: It's Mr Smith!
Sami: On his bike?
Sami: He's got a big box!
James: He looks suspicious!
James: What's inside?!
Sami: A gun? A bomb? Poison?
Mr. Smith: Sami! James! Where are you?
James + Sami: Here we are, Mr Smith.
Mr. Smith: Good! I've got a present for you! Open it!
James + Sami: Books?
Mr. Smith: Yes! Adventure books! No more horror stories... and some peace for me... I hope!

Pagina 40 - Leggi e abbinna. Ascolta e controlla.

Number one - I'm cooking. Number two - I'm eating. Number three - I'm jumping. Number four - I'm drinking. Number five - I'm playing the guitar. Number six - I'm singing. Number seven - I'm reading.

Pagina 40 - Riscrivi le frasi in terza persona.

1- He is cooking; 2- She is eating; 3- He is jumping; 4- She is drinking; 5- He is playing the guitar; 6- She's singing; 7- She is reading.

Pagina 41 - Ascolta e segui il percorso.

He's cooking. She's singing. He's jumping. He's drinking. He's playing the guitar. He's playing football. The solution is B.

Pagina 41 - Colora il riquadro giusto per completare la frase.

1- is; 2- am; 3- are; 4- is

Pagina 42 - Leggi e segna la frase corretta.

1- She's jumping; 2- He's playing tennis; 3- He's reading; 4- She's playing the guitar

Pagina 42 - Osserva, leggi e segna "Yes" o "No".

1- no; 2- yes; 3- no; 4- yes; 5- yes; 6 no

Pagina 43 - Osserva le immagini e forma delle frasi con l'aiuto dei suggerimenti.

1- They're sleeping; 2- We're eating an ice cream; 3- You're jumping; 4- It's drinking.

Pagina 43 - Completa le frasi. Ascolta e controlla.

Number one - Sami and James are playing football. Number two - Mr Smith is reading a book. Number three - I am sleeping. Number four - The dog is drinking. Number five - Zoe is singing. Number six - Tilly and Zoe are cooking.

Pagina 44 - Osserva e forma delle frasi, usa un pronome (He / She / They) e un verbo adeguato al Present Continuous.

1-He is sleeping; 2- She is eating; 3- She is drinking; 4- He is jumping; 5- They are singing. 6- He is playing tennis

Pagina 44 - Allenati a "sommare" i verbi base con "ing". Fai attenzione alle eccezioni.

2- skating; 3- diving; 4- jumping; 5- writing; 6- flying; 7- dancing; 8- running; 9- playing; 10- reading

Pagina 45 - Osserva l'immagine e completa la lettera di Zoe.

1- am drinking; 2- is swimming; 3- is skating; 4- are eating; 5- is sleeping

Pagina 45 - Ogni coppia di parole ha una lettera in comune. Scrivile e scopri cosa stanno facendo Mr Smith e Zoe, poi completa i fumetti.

running; dancing

SOLUZIONI E TRASCRIZIONI DELLE TRACCE AUDIO

Cari genitori,
con questo inserto staccabile potrete controllare gli esercizi svolti dai vostri figli e seguire i testi delle tracce audio presenti nel CD.

Pagina 2 - Ascolta, completa e canta.

James: My name's James. I'm eleven. I'm from Great Britain.
Sami: My name's Sami. I'm nine. I'm from Tunisia.
Tilly: My name's Tilly. I'm seven. I'm from France.
Zoe: My name's Zoe. I'm ten. I'm from Spain.

Sun sun, sunny and funny,
Sun sun, sing and play,
Sun sun, sunny and funny,
Happy holidays!

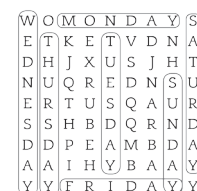
Pagina 2 - Leggi e completa.

2- Zoe, 10, Spain; 3- Sami, 9, Tunisia; 4- Tilly, 7, Francia

Pagina 4 - Completa le domande di Mr Smith con le parole del box, poi compila il tuo modulo d'iscrizione all'Holiday Hotel.

1- nationality; 2- name, 3- from; 4- old; 5- address

Pagina 5 - Cerca i giorni della settimana nella griglia.



Pagina 5 - Completa i nomi dei mesi, poi ricopiali in ordine. Ascolta e controlla.

Number one - January; number two - February; number three - March; number four - April; number five - May; number six - June; number seven - July; number eight - August; number nine - September; number ten - October; number eleven - November; number twelve - December

Pagina 6 - Scrivi i numeri ordinali a parola.

11th eleventh; 10th tenth; 12th twelfth; 6th sixth; 2nd second; 1st first; 23rd twenty-third; 4th fourth; 13th thirteenth; 29th twenty-ninth; 7th seventh; 9th ninth; 3rd third; 20th twentieth; 5th fifth; 15th fifteenth; 21st twenty-first; 8th eighth

Pagina 6 - Ascolta e completa.

January is the first month of the year.
February is the second month of the year.
March is the third month of the year.
April is the fourth month of the year.
May is the fifth month of the year.
June is the sixth month of the year.
July is the seventh month of the year.
August is the eighth month of the year.
September is the ninth month of the year.

October is the tenth month of the year.
November is the eleventh month of the year.
December is the twelfth month of the year.

Pagina 7 - Riscrivi le date come nell'esempio.

12/09 the twelfth of September; 23/11 the twenty-third of November; 31/12 the thirty-first of December; 22/03 the twenty-second of March

Pagina 7 - Ascolta e collega.

Mr Smith: When's your birthday...?
Tilly: It's on the 1st of August.
Sami: It's on the 10th of April.
James: It's on the 3rd of May.
Zoe: It's on the 22nd of September.

Pagina 8 - Ascolta e leggi.

Donna: Here we are!
Zoe: Hello! My name's Zoe. This is my cousin Tilly.
Tilly: Hello!
Sami: Hi! My name's Sami. This is my friend James.
James: Hello!
Mr. Smith: Good morning. I'm Mr Smith. Welcome to the Holiday Hotel! And this is Lollipop!
Mr. Smith: Children! Your rooms are on the 2nd floor!
Zoe + Tilly: Thank you!
Uomo: Remember children...
Donna: Don't run! Don't scream!
Bambini: OK Mum! OK Dad!
Sami: Our room is next to yours!
Zoe: Fantastic!
James: Hey, look! There is another floor!
Uomo: 3rd floor - PRIVATE
Zoe: You can't go up, it's private!
James: Just a little look.
Sami: I'm curious!
James: Listen!
Sami: Hey!
Zoe: A ghost? Argh!
James: Mr. Smith! There's a horrible noise on the 3rd floor!
Sami: Please, come up! There's a ghost!
Mr Smith: What?!
Mr. Smith: It's not a ghost! It's Gwendolin, my owl!
Sami: Hh Oh! Sorry, Mr Smith!

Pagina 10 - Leggi e abbinna. Ascolta e controlla.

Number one - tracksuit; number two - cap; number three - shorts; number four - trainers; number five - dress; number six - hat; number seven - socks; number eight - T-shirt; number nine - skirt; number ten - sandals; number eleven - jeans

Pagina 10 - Leggi e colora.

bambino: felpa rossa e gialla, jeans blu, calzini neri,

scarpe da tennis verdi.
bambina: T-shirt rossa, gonna rosa, scarpe arancioni

Pagina 11 - Ricomponi le lettere in disordine. Colora come gli aggettivi le immagini corrispondenti.
1- dress; 2- trainers; 3- T-shirt; 4- skirt; 5- cap

Pagina 11 - Osserva e completa le frasi.
1- dress, large; 2- T-shirt, small; 3- jeans, long

Pagina 11 - Scrivi l'aggettivo contrario.
big; short

Pagina 12 - Leggi e abbinna.
10- cheese; 2- sandwich; 4- chocolate; 6- jam; 1- biscuits; 8- salad; 11- soup; 12- ice cream; 5- fish; 3- chips; 9- chicken; 7- rice

Pagina 12 - Ascolta e segna la parola giusta. 08
Bambino: I like soup. I don't like salad. I love ice cream.
Bambina: I like rice. I don't like chicken. I love chocolate.

Pagina 13 - Leggi e riordina le parole. Poi rispondi usando: "Yes, I do." o "No, I don't."
1- jam; 2- chicken; 3- ice cream

Pagina 13 - Segui i percorsi e completa.
1- chicken, fish; 2- ice cream and sandwiches, chocolate or soup; 3- chips, jam and biscuits, rice

Pagina 14 - Risolvi e completa i fumetti.
1- March; 2- dress

Pagina 15 - Calcola e colora la tavola da surf.
84 rosso; 47 nero; 90 giallo; 62 verde; 78 arancione; 51 blu


Pagina 15 - Ascolta e incollale nel riquadro giusto. 09
Number one - I'm wearing an orange dress. Number two - My birthday is on the 15th of December. Number three - I'm wearing a blue T-shirt. Number four - I like ice cream. Number five - I don't like cheese. Number six - I'm wearing new trainers.

Pagina 16 - Ascolta e controlla. 10
One - attic; two - bedroom; three - wardrobe; four - bed; five - bathroom; six - toilet; seven - shower; eight - living room; nine - sofa; ten - lamp; eleven - kitchen; twelve - fridge; thirteen - cooker; fourteen - chair; fifteen - table

Pagina 17 - Leggi e scegli. Qual è la camera della descrizione?
Numero 3

Pagina 17 - Leggi e cerchia. Ascolta e controlla. 11
Number one - There's a fridge next to the cooker. Number two - There's a book on the table. Number three - There are two chairs under the table. Number four - There's a cat in the basket.

Pagina 18 - Etichetta le stanze, poi abbinna le parole alle immagini e scova le parole intruse.



Parole intruse: fridge; bed

Pagina 18 - Trova le differenze e complete le frasi. Ascolta e controlla. 12

Number one - In Zoe's living room there's a sofa under the window. Number two - There are two cats on the sofa. Number three - There's a book on the table. Number four - There's a lamp next to the table.
Number one - In Sami's living room there are two chairs under the window. Number two - There's a cat on the sofa. Number three - There are two books on the table. Number four - There's a lamp next to the sofa.

Pagina 19 - Ascolta e numera. 13
One - play football; two - ski; three - dive; four - sing; five - dance; six - jump; seven - swim; eight - play the guitar; nine - skate

Pagina 19 - Leggi e risolvi gli indovinelli. Ascolta e controlla. 14
I can swim but I can't run. - It's number two.
I can walk but I can't jump. - It's number three.
I can fly but I can't swim. - It's number one.

Pagina 19 - Ora completa.
1- swim; 2- swim, run; 3- walk, they, run

Pagina 20 - Ascolta e segna. 15
Number one - I can dance and swim but I can't ski. Number two - I can play football but I can't jump or skate. Number three - I can swim and dive but I can't dance. Number four - I can sing but I can't ski or dive.

Pagina 20 - Osserva le azioni e completa le frasi con "can" o "can't" e un verbo adeguato.
1- dance; 2- can dive; 3- can play football; 4- play the guitar; 5- can't sing; 6- can't skate

Pagina 21 - Osserva e rispondi con "Yes, he/she can." o "No, he/she can't".
1- Yes, she can; 2- Yes, she can; 3- No, he can't; 4- Yes, he can; 5- No, she can't.

Pagina 22 - Ascolta e leggi. 16
James: Sami, what are you reading?
Sami: A scary story! Brrr...

James: Look! It's sunny! Let's go out to the beach!
Sami: Yes, good idea.
James: Hello girls!
Zoe + Tilly: Hello!
James: Look at me!
Sami: James, your face is very red!

James: I haven't got my suncream!
Sami: Don't worry. Wait here! I've got some new suncream in the bedroom.
James: Thanks!
Sami: What?!? Three feet under my bed?!
Sami: Help! Help! There's a monster.
Sami: Mr Smith! Please come up! There's a monster under my bed!
Mr Smith: Are you sure?
Sami: Yes! It's got three horrible feet!
Mr. Smith: One, two, three... Hello Pussycat!
Mr. Smith: It's not a monster! There are just two socks and the cat... You silly boy!
Sami: Uh-Oh... Sorry Mr Smith!

Pagina 24 - Etichetta poi ascolta e controlla. 17
o'clock; five past; ten past; quarter past; twenty past; twenty-five past; half past; twenty-five to; twenty to; quarter to; ten to; five to

Pagina 24 - Ascolta e segna l'orario giusto. 18
Number one - It's five past three. Number two - It's ten to eight. Number three - It's half past eight.

Pagina 25 - Leggi gli orari e colora gli orologi corrispondenti. 1-c; 2-e; 3-a; 4-d; 5-b; 6-f

Pagina 25 - Scrivi l'ora, poi disegna le lancette negli orologi.
It's eight o'clock; It's quarter to four; It's quarter past twelve; It's half past eleven; It's twenty past six

Pagina 26 - Ascolta e controlla. 19
A- Six, have dinner; B- Two, have breakfast; C- Five, go to bed; D- One, get up; E- Four, go home; F- Three, go to work

Pagina 26 - Immagina di essere Mr Wilson, leggi e segna "Yes" o "No".
1- no; 2- yes; 3- yes; 4- no; 5- no; 6- yes

Pagina 27 - Abbinna le frasi in 1ª persona singolare alle corrispondenti in 3ª persona.
I get up - He gets up; I go to work - He goes to work; I have dinner - He has dinner; I go home - He goes home

Pagina 27 - Ora riscrivi la giornata di Mr Wilson.
6.45 am Mr Wilson has breakfast; 7.00 am Mr Wilson goes to work; 5.30 pm Mr Wilson goes home; 7.30 pm Mr Wilson has dinner; 10.00 pm Mr Wilson goes to bed

Pagina 27 - Riordina le frasi poi abbinna alle immagini.
1- He goes to work by train; 2- He gets up at half past seven; 3- She has breakfast; 4- They go to school by bus (a-2; b-1; c-4; d-3)

Pagina 28 - Ascolta e numera. 20
Number one - ferry; number two - bus; number three - car; number four - foot; number five - bike; number six - camper van; number seven - train; number eight - motorbike; number nine - plane; number ten - taxi

Pagina 28 - Ascolta e segna. 21
How do you go to school? I go to school by bus.
How do you go on holiday? I go on holiday by camper van.
How do you go to school? I go to school on foot.
How do you go on holiday? I go to school by ferry.

Pagina 29 - Osserva e completa con i mezzi di trasporto.
1- by bus; 2- by car; 3- by bike; 4- by train; 5- on foot

Pagina 29 - Leggi e indovina il mezzo di trasporto. Poi completa il fumetto.
plane

Pagina 30 - Risolvi e completa i fumetti.
1- bike; 2- dance

Pagina 31 - Ritaglia le immagini di pagina 55. Ascolta e incolla nel riquadro giusto. 22
Number one - It can't swim. Number two - He goes on holiday by car. Number three - She has breakfast at half past seven. Number four - He can't play the guitar. Number five - He goes to school on foot. Number six - She can jump.

Pagina 32 - Leggi e abbinna. Ascolta e controlla. 23
Number one - bookshop; number two - baker's; number three - sports shop; number four - pet shop; number five - restaurant; number six - post office; number seven - station; number eight - cinema; number nine - museum; number ten - hospital; number eleven - swimming pool; number twelve - chemist's

Pagina 32 - Dove puoi compiere queste azioni?
1- swimming pool; 2- cinema; 3- restaurant; 4- station

Pagina 33 - Osserva la mappa e scrivi i nomi degli edifici.
2A= sports shop; 3E= post office; 2C= pet shop; 1E= hospital; 2E= restaurant; 4A= baker's; 4D= swimming pool; 6A= bookshop; 4G= museum; 2G= cinema

Pagina 34 - Ascolta e numera. 24
Number one - no entry; number two - turn right; number three - turn left; number four - next to; number five - traffic lights; number six - go straight on; number seven - opposite; number eight - between

Pagina 34 - Ascolta e completa i dialoghi. 25
- Excuse me, where's the station, please?
- Go straight on and turn right. It's next to the restaurant.
- Excuse me, where's the swimming pool, please?
- Turn left at the traffic lights. It's opposite the bank.

Pagina 35 - Osserva e scrivi le indicazioni. Usa: opposite, between, next to.
2- Go straight on and turn right. It's between the museum and the swimming pool. 3- Go straight on and turn right. It's opposite the station. 4- Go straight on and turn right. It's next to the station.